

Clerk
Please place in the order
paper of Thursday 18/5/23
~~Enuse~~
17/5/23



PARLIAMENT OF UGANDA



**THE REPORT OF THE COMMITTEE ON BUDGET ON THE
APPROPRIATION BILL 2023**

[Handwritten signatures]

OFFICE OF THE CLERK TO PARLIAMENT
PARLIAMENT BUILDINGS
KAMPALA - UGANDA

May 2023

[Handwritten signatures and initials]
A
NHA
PEN
HEA
KA

~~MA~~ ~~MA~~

AA

THE REPORT OF THE COMMITTEE ON BUDGET ON THE APPROPRIATION BILL 2023

1.0 INTRODUCTION

Rt. Hon. Speaker and Hon. Members, on 30th March 2023 the Appropriation Bill 2023 was read for the first time and subsequently referred to the Committee on Budget for consideration.

In accordance with rule 152 (1) and (2), the committee considered the Bill and reports as follows;

1.1 METHODOLOGY

The Committee held consultative meetings with the Minister of Finance, Planning and Economic Development, and examined the Appropriation Bill to ascertain the consistency and accuracy of the estimates as indicated in the Schedule to the appropriation Bill against the Resolution by Parliament on the same.

1.2 OBJECT OF THE BILL

The object of the Bill is to provide for the authorization of public expenditure out of the Consolidated Fund a sum of **Twenty-Nine Trillion, Seven Hundred Fifteen Billion, Five Hundred Seventeen Million, One Hundred Ten Thousand Shillings only**, to meet the expenditure for the year ending 30th June, 2024 and to appropriate the Supplies granted.

2.0 LEGAL FRAMEWORK

Article 156 (1) provides that; ***"The heads of expenditure contained in the estimates, other than expenditure charged on the Consolidated Fund by this Constitution or any Act of Parliament, shall be included in a bill to be known as an Appropriation Bill which shall be introduced into Parliament to provide for the issue from the Consolidated Fund of the sums necessary to meet that expenditure and the appropriation of those sums for the purposes specified in the bill....."***

Additionally, under S. 14(1) of the Public Finance Management Act 2015, **"Parliament shall, by the 31st day of May of each year, consider and approve the annual budget, work plans of Government for the next**

AK
S
A
U
2
HEA
NHEA
PEM
G
A
A

~~MAA~~ 

financial year, the Appropriation Bill and any other bills that may be necessary to implement the annual budget”.

2.0 OBSERVATIONS OF THE COMMITTEE

Rt. Hon Speaker and Hon. Members, Parliament on 18th of May 2023 considered and approved the estimates of expenditure of Government for the financial year 2023/24.


Subsequently, in accordance with Rule 152 (1) of the Rules of Procedure, the Committee examined each Vote together with its corresponding figure as indicated in the Schedule to the bill and identified several inconsistencies.

The Committee therefore recommends that the figures as allocated per Vote in the Schedule to the Bill should be replaced with the figures per Vote as Supplied by Parliament and contained in the Resolution of Parliament dated 18th May 2023 as attached.

Conclusion

The committee recommends that the Appropriation Bill 2023 be passed into law subject to the proposed amendments.

    
      
     
   
3

~~MAA~~ 

• **CLAUSE 2. ISSUE OF MONEY OUT OF THE CONSOLIDATED FUND**

Substitute for the entire clause the following;



“2. Issue of money out of the Consolidated Fund

The Treasury may issue out of the Consolidated Fund and apply towards the supply granted to the Government for the service of the year ending on the 30th June, 2024 the sum **Thirty-One Trillion, Two Hundred Sixty-Three Billion, Seven Hundred Five Million, Eight Hundred Eighty-Six Thousand Shillings Only.**


• **SCHEDULE**

Replace the amounts in Column 2 of the Schedule of the Bill with the following Schedules A and B for Recurrent Expenditure and Development Expenditure respectively;

SCHEDULE A: RECURRENT BUDGET ESTIMATES FOR APPROPRIATION

FY2023/24

Vote	Description	Amount (UShs '000)
001	Office of the President	241,179,103
002	State House	396,254,058
003	Office of the Prime Minister	90,911,448
004	Ministry of Defence	2,034,554,366
005	Ministry of Public Service	27,046,873
006	Ministry of Foreign Affairs	26,287,620
007	Ministry of Justice and Constitutional Affairs	145,043,526
008	Ministry of Finance, Planning and Economic Development	1,925,004,443
009	Ministry of Internal Affairs	63,470,223
010	Ministry of Agriculture, Animal Industry and Fisheries	28,605,990
011	Ministry of Local Government	34,889,072
012	Ministry of Lands, Housing & Urban Development	48,918,678
013	Ministry of Education, Science, Technology and Sports	286,271,277



~~AAA~~ *Shel*

AA

Vote	Description	Amount (UShs '000)
014	Ministry of Health	113,029,592
015	Ministry of Trade, Industry and Co-Operatives	103,609,702
016	Ministry of Works, and Communications	192,565,876
017	Ministry of Energy and Minerals	89,938,603
018	Ministry of Gender, Labour and Social Development	202,288,607
019	Ministry of Water and Environment	26,085,434
020	Ministry of Information, and Communications Technology	42,129,992
021	Ministry of East African Affairs	35,654,489
022	Ministry of Tourism, Wildlife and Heritage	172,528,190
023	Ministry of Kampala Capital City and Metropolitan Affairs	7,801,500
109	Uganda National Meteorological Authority (UNMA)	13,612,832
110	Uganda Industrial Research Institute (UIRI)	10,912,400
111	National Curriculum Development Centre (NCDC)	20,144,615
112	Directorate of Ethics and Integrity(DEI)	22,686,859
113	Uganda National Roads Authority (UNRA)	108,506,087
114	Uganda Cancer Institute (UCI)	40,517,693
115	Uganda Heart Institute (UHI)	42,162,517
116	Uganda National Medical Stores	581,042,988
117	Uganda Tourism Board (UTB)	25,745,756
118	Uganda Road Fund (RF)	401,285,560
119	Uganda Registration Services Bureau (URSB)	36,733,154
120	National Citizenship and Immigration Control(NCIC)	154,141,479
121	Diary Development Authority (DDA)	11,861,513
122	Kampala Capital City Authority(KCCA)	201,468,154
123	National Lotteries and Gaming Regulatory Board	12,969,604
124	Equal Opportunities Commission	16,104,054
125	National Animal Genetic Resource Centre and Data Bank(NAGRC&DB)	4,675,512
126	National Information Technologies Authority	42,772,491
127	Uganda Virus Research Institute (UVRI)	6,785,496
128	Uganda National Examination Board (UNEB)	114,658,450
129	Financial Intelligence Authority (FIA)	28,065,863
132	Education Service Commission(ESC)	7,898,919
133	Directorate of Public Prosecution(DPP)	72,990,294
134	Health Service Commission(HSC)	11,069,429

~~AA~~ *guyana* *WA* *5* *nta* *Pen* *AA* *AA* *AA*

~~Handwritten scribbles and signatures at the top of the page.~~

Vote	Description	Amount (UShs '000)
135	Directorate of Government Analytical Laboratory (DGAL)	19,150,773
136	Uganda Export Promotion Board (UEPB)	7,739,870
137	National Identification and Registration Authority (NIRA)	51,652,188
138	Uganda Investment Authority (UIA)	12,968,634
139	Petroleum Authority of Uganda (PAU)	55,552,411
140	Capital Markets Authority	-
141	Uganda Revenue Authority (URA)	572,451,376
142	National Agricultural Research Organization(NARO)	74,651,682
143	Uganda Bureau of Statistics (UBOS)	238,972,323
144	Uganda Police	637,079,691
145	Uganda Prisons	287,975,951
146	Public Service Commission (PSC)	10,520,421
147	Local Government Finance Commission(LGFC)	10,387,741
148	Judicial Service Commission(JSC)	16,388,462
149	National Population Council	10,660,538
150	National Environment Management Authority (NEMA)	28,243,961
151	Uganda Blood Transfusion Service (UBTS)	20,384,310
152	National Agricultural Advisory Services (NAADS)	41,109,708
153	Public Procurement & Disposal of Assets (PPDA)	18,195,543
154	Uganda National Bureau of Standards (UNBS)	47,567,420
155	Cotton Development Organization	4,498,819
156	Uganda Land Commission (ULC)	8,165,182
157	National Forestry Authority(NFA)	19,614,938
158	Internal Security Organization (ISO)	180,161,185
159	External Security Organization (ESO)	107,989,655
160	Uganda Coffee Development Authority(UCDA)	39,192,597
161	Uganda Free Zones Authority	5,572,502
162	Uganda Microfinance Regulatory Authority	10,063,420
163	Uganda Retirements Benefits Regulatory Authority	14,587,057
164	National Council for Higher Education	13,399,857
165	Uganda Business and Technical Examination Board	26,214,802
166	National Council of Sports	46,966,514
167	Science, Technolgy and Innovation	160,162,439
301	Makerere University	336,469,558
302	Mbarara University	55,763,353

AK

A
6

HRH

REM

Handwritten signatures and initials at the bottom of the page.

[Handwritten signatures and marks at the top of the page]

Vote	Description	Amount (UShs '000)
303	Makerere University Business School	103,103,575
304	Kyambogo University	131,291,738
305	Busitema University	49,213,920
306	Muni University	26,590,089
307	Kabale University	56,011,281
308	Soroti University	25,125,972
309	Gulu University	61,529,303
310	Lira University	30,475,685
311	Law Development Centre.	24,565,354
312	Uganda Management Institute	35,594,074
313	Mountains of the Moon University	35,473,438
401	Mulago National Referral Hospital	95,159,247
402	Butabika Hospital	18,305,348
Sub-total -Central Votes (Excl. Referrals and Missions)		12,205,794,287
Referral Hospitals		
403	Arua Hospital	10,397,689
404	Fort Portal Hospital	11,825,481
405	Gulu Hospital	13,600,351
406	Hoima Hospital	11,385,655
407	Jinja Hospital	15,378,259
408	Kabale Hospital	11,465,196
409	Masaka Hospital	10,577,567
410	Mbale Hospital	15,648,364
411	Soroti Hospital	9,890,170
412	Lira Hospital	16,180,493
413	Mbarara Regional Hospital	12,104,715
414	Mubende Regional Referral Hospital	12,325,254
415	Moroto Regional Referral Hospital	11,218,897
416	Naguru Referral Hospital	11,828,505
417	Kiruddu Referral Hospital	25,585,007
418	Kawempe Referral Hospital	21,247,624
419	Entebbe Regional Referral Hospital	10,159,175
420	Mulago Specialized Women and Neonatal Hospital	28,608,597
421	Kayunga Referral Hospital	11,926,771
422	Yumbe Referral Hospital	10,888,459

[Handwritten signatures and initials at the bottom of the page]

~~Handwritten scribbles and signatures at the top of the page.~~

~~Handwritten signature or mark at the top right of the page.~~

Vote	Description	Amount (UShs '000)
	Sub total -Referral Hospitals	282,242,229
	Missions Abroad	
501	Uganda Mission at the United Nations, New York	16,706,699
502	Uganda High Commission in the United Kingdom	5,887,534
503	Uganda High Commission in Canada , Ottawa	5,223,859
504	Uganda High Commission in India, New Delhi	3,582,777
505	Uganda High Commission in Kenya ,Nairobi	5,041,493
506	Uganda High Commission in Tanzania , Dar es Salaam	8,055,141
507	Uganda High Commission in Nigeria , Abuja	3,199,770
508	Uganda High Commission in South Africa , Pretoria	3,578,576
509	Uganda High Commission in Rwanda , Kigali	2,760,780
510	Uganda Embassy in the United States , Washington	8,491,682
511	Uganda Embassy in Egypt , Cairo	3,451,000
512	Uganda Embassy in Ethiopia, Addis Ababa	3,457,435
513	Uganda Embassy in China, Beijing	4,247,006
514	Uganda Embassy in Switzerland, Geneva	7,172,560
515	Uganda Embassy in Japan, Tokyo	5,343,851
516	Uganda Embassy in Saudi Arabia, Riyadh	6,461,718
517	Uganda Embassy in Denmark, Copenhagen	5,809,314
518	Uganda Embassy in Belgium, Brussels	4,469,280
519	Uganda Embassy in Italy, Rome	4,551,733
520	Uganda Embassy in DRC, Kinshasa	4,115,623
521	Uganda Embassy in Sudan, Khartoum	3,998,009
522	Uganda Embassy in France, Paris	7,457,520
523	Uganda Embassy in Germany, Berlin	8,050,468
524	Uganda Embassy in Iran, Tehran	3,034,254
525	Uganda Embassy in Russia, Moscow	3,748,792
526	Uganda Embassy in Australia, Canberra	4,962,683
527	Uganda Embassy in South Sudan, Juba	3,968,816
528	Uganda Embassy in United Arab Emirates, Abudhabi	6,248,125
529	Uganda Embassy in Burundi, Bujumbura	2,831,816
530	Uganda Consulate in China, Guangzhou	3,700,000
531	Uganda Embassy in Turkey, Ankara	6,777,949
532	Uganda Embassy in Somalia, Mogadishu	2,693,276
533	Uganda Embassy in Malaysia, Kuala Lumpur	3,277,632
534	Uganda Consulate in Kenya, Mombasa	4,706,488

~~Handwritten signatures and marks at the bottom of the page, including the number 8.~~

Vote	Description	Amount (UShs '000)
535	Uganda Embassy in Algeria, Algiers	3,886,550
536	Uganda Embassy in Qatar, Doha	2,748,639
537	Uganda Mission in Havana, Cuba	3,000,000
538	Uganda Mission in Luanda, Angola	3,000,000
	Sub total -Missions Abroad	189,698,845
Local Governments		
601	Arua city	36,948,486
602	Fort-Portal city	21,749,696
603	Gulu city	26,555,638
604	Hoima city	14,982,706
605	Jinja city	38,446,052
606	Lira city	25,298,264
607	Masaka city	28,740,158
608	Mbale city	36,977,607
609	Mbarara city	33,853,374
610	Soroti city	18,894,719
701	Apac Municipal Council	8,494,655
702	Bugiri Municipal Council	5,045,364
703	Bushenyi- Ishaka Municipal Council	10,811,439
704	Busia Municipal Council	6,584,841
705	Entebbe Municipal Council	14,974,279
706	Ibanda Municipal Council	12,652,788
707	Iganga Municipal Council	6,354,604
708	Kabale Municipal Council	15,642,752
709	Kamuli Municipal Council	6,980,978
710	Kapchorwa Municipal Council	8,378,122
711	Kasese Municipal Council	14,834,120
712	Kira Municipal Council	20,650,861
713	Kisoro Municipal Council	3,648,099
714	Kitgum Municipal Council	6,670,002
715	Koboko Municipal Council	7,501,016
716	Kotido Municipal Council	7,454,417
717	Kumi Municipal Council	6,938,873
718	Lugazi Municipal Council	7,853,940
719	Makindye-Ssabagabo Municipal Council	13,864,172
720	Masindi Municipal Council	11,172,470

A PGM

HEA

AK

to

Vote	Description	Amount (UShs '000)
721	Mityana Municipal Council	10,365,633
722	Moroto Municipal Council	5,143,627
723	Mubende Municipal Council	10,465,947
724	Mukono Municipal Council	19,829,177
725	Nansana Municipal Council	24,351,761
726	Nebbi Municipal Council	6,907,898
727	Njeru Municipal Council	13,394,572
728	Ntungamo Municipal Council	4,845,867
729	Rukungiri Municipal Council	9,415,996
730	Sheema Municipal Council	14,106,079
731	Tororo Municipal Council	9,365,323
801	Abim District	18,295,895
802	Adjumani District	31,965,889
803	Agago District	31,061,514
804	Alebtong District	23,689,489
805	Amolatar District	19,357,798
806	Amudat District	10,632,904
807	Amuria District	22,290,290
808	Amuru District	22,428,999
809	Apac District	20,739,922
810	Arua District	16,085,370
811	Budaka District	25,157,873
812	Bududa District	26,411,933
813	Bugiri District	34,828,388
814	Bugweri District	19,367,086
815	Buhweju District	15,085,933
816	Buikwe District	24,383,139
817	Bukedea District	26,466,423
818	Bukomansimbi District	18,428,274
819	Bukwo District	22,102,420
820	Bulambuli District	22,999,426
821	Buliisa District	14,874,929
822	Bundibugyo District	33,203,487
823	Bunyangabu District	19,891,642
824	Bushenyi District	28,896,953
825	Busia District	32,967,494
826	Butaleja District	33,927,473

~~Handwritten scribble~~ (10)

~~Handwritten scribble~~

Vote	Description	Amount (UShs '000)
827	Butambala District	23,446,766
828	Butebo District	16,607,616
829	Buvuma District	13,321,617
830	Buyende District	22,651,177
831	Dokolo District	21,223,707
832	Gomba District	21,231,932
833	Gulu District	21,678,185
834	Hoima District	20,331,850
835	Ibanda District	21,754,328
836	Iganga District	38,124,629
837	Isingiro District	43,369,358
838	Jinja District	37,285,315
839	Kaabong District	16,287,466
840	Kabale District	32,609,628
841	Kabarole District	20,343,712
842	Kaberamaido District	14,913,324
843	Kagadi District	35,348,272
844	Kakumiro District	25,000,313
845	Kalaki District	15,868,505
846	Kalangala District	14,894,914
847	Kaliro District	28,487,386
848	Kalungu District	25,170,989
849	Kamuli District	46,518,428
850	Kamwenge District	29,011,951
851	Kanungu District	41,511,765
852	Kapchorwa District	18,548,597
853	Kapelebyong District	12,049,109
854	Karenga District	10,726,827
855	Kasanda District	22,543,695
856	Kasese District	73,970,823
857	Katakwi District	25,335,675
858	Kayunga District	37,361,049
859	Kazo District	18,099,602
860	Kibaale District	17,514,216
861	Kiboga District	25,621,222
862	Kibuku District	21,510,868
863	Kikuube District	22,027,669

Handwritten signatures and initials at the bottom of the page, including 'REM A', 'HRA', 'AK', and '11'.

~~Handwritten scribble~~

~~Handwritten scribble~~

Vote	Description	Amount (US\$ '000)
901	Nakapiripirit District	11,039,255
902	Nakaseke District	33,609,209
903	Nakasongola District	29,199,461
904	Namayingo District	24,345,537
905	Namisindwa District	25,757,056
906	Namutumba District	29,395,177
907	Napak District	14,454,931
908	Nebbi District	28,393,138
909	Ngora District	20,015,428
910	Ntoroko District	17,856,009
911	Ntungamo District	52,482,302
912	Nwoya District	19,818,194
913	Obongi District	11,259,732
914	Omoro District	23,623,072
915	Otuke District	17,308,500
916	Oyam District	36,647,321
917	Pader District	28,538,070
918	Pakwach District	20,416,756
919	Pallisa District	32,319,522
920	Rakai District	35,470,398
921	Rubanda District	26,781,538
922	Rubirizi District	17,650,350
923	Rukiga District	21,557,840
924	Rukungiri District	40,111,677
925	Rwampara District	21,241,513
926	Sembabule District	29,341,783
927	Serere District	32,000,876
928	Sheema District	26,927,219
929	Sironko District	32,016,598
930	Soroti District	22,110,246
931	Terego District	25,198,993
932	Tororo District	57,785,129
933	Wakiso District	78,280,713
934	Yumbe District	42,437,851
935	Zombo District	22,920,039
600	Sub-total - Local Governments	4,154,732,317
	TOTAL - RECURRENT	16,832,467,678

Handwritten signatures and initials: HRO, AA, AR, PEM, and various scribbles.

**SCHEDULE B - DEVELOPMENT BUDGET ESTIMATES FOR
APPROPRIATION FY2023/24**

Vote	Description	Amount (UShs '000)
001	Office of the President	22,360,000
002	State House	21,722,000
003	Office of the Prime Minister	138,267,997
004	Ministry of Defence	1,830,737,715
005	Ministry of Public Service	3,200,000
006	Ministry of Foreign Affairs	120,000
007	Ministry of Justice and Constitutional Affairs	20,000,000
008	Ministry of Finance, Planning and Economic Development	503,571,226
009	Ministry of Internal Affairs	1,600,000
010	Ministry of Agriculture, Animal Industry and Fisheries	988,196,640
011	Ministry of Local Government	125,375,644
012	Ministry of Lands, Housing & Urban Development	112,453,840
013	Ministry of Education, Science, Technology and Sports	354,000,446
014	Ministry of Health	1,567,092,495
015	Ministry of Trade, Industry and Co-Operatives	10,825,623
016	Ministry of Works, and Communications	1,050,507,358
017	Ministry of Energy and Minerals	1,386,370,757
018	Ministry of Gender, Labour and Social Development	117,697,065
019	Ministry of Water and Environment	1,113,675,033
020	Ministry of Information, and Communications Technology	781,046
021	Ministry of East African Affairs	215,180
022	Ministry of Tourism, Wildlife and Heritage	47,840,000
023	Ministry of Kampala Capital City and Metropolitan Affairs	79,282,610
101	Judiciary	63,009,500
102	Electoral Commission(EC)	3,720,000
103	Inspector General of Government's Office(IGG)	23,396,868
104	Parliamentary Commission(PARL)	67,491,000
105	Law Reform Commission(LRC)	420,012
106	Uganda Human Rights Commission (UHRC)	531,078

~~10000~~

~~1000~~

14

Vote	Description	Amount (UShs '000)
107	Uganda Aids Commission (UAC)	619,300
108	National Planning Authority(NPA)	2,014,500
109	Uganda National Meteorological Authority (UNMA)	604,755
110	Uganda Industrial Research Institute (UIRI)	-
111	National Curriculum Development Centre (NCDC)	3,074,000
112	Directorate of Ethics and Integrity(DEI)	150,000
113	Uganda National Roads Authority (UNRA)	2,367,318,611
114	Uganda Cancer Institute (UCI)	60,677,401
115	Uganda Heart Institute (UHI)	25,827,186
116	Uganda National Medical Stores	6,651,984
117	Uganda Tourism Board (UTB)	100,000
118	Uganda Road Fund (RF)	-
119	Uganda Registration Services Bureau (URSB)	4,756,000
120	National Citizenship and Immigration Control(NCIC)	3,838,583
121	Diary Development Authority (DDA)	5,760,000
122	Kampala Capital City Authority(KCCA)	166,913,187
123	National Lotteries and Gaming Regulatory Board	-
124	Equal Opportunities Commission	216,000
125	National Animal Genetic Resource Centre and Data Bank(NAGRC&DB)	66,765,607
126	National Information Technologies Authority	96,043,970
127	Uganda Virus Research Institute (UVRI)	-
128	Uganda National Examination Board (UNEB)	11,544,000
129	Financial Intelligence Authority (FIA)	729,000
130	Treasury Operations (TOP)	-
131	Office of the Auditor General (OAG)	1,760,000
132	Education Service Commission(ESC)	2,436,410
133	Directorate of Public Prosecution(DPP)	17,040,832
134	Health Service Commission(HSC)	52,800
135	Directorate of Government Analytical Laboratory (DGAL)	22,734,546
136	Uganda Export Promotion Board (UEPB)	37,000
137	National Identification and Registration Authority (NIRA)	3,000,000
138	Uganda Investment Authority (UIA)	114,378,884
139	Petroleum Authority of Uganda (PAU)	26,824,097
140	Capital Markets Authority	-

[Handwritten signatures and initials]

15

AK

HEAVEN

Vote	Description	Amount (UShs '000)
141	Uganda Revenue Authority (URA)	45,320,000
142	National Agricultural Research Organization(NARO)	80,970,000
143	Uganda Bureau of Statistics (UBOS)	9,200,000
144	Uganda Police	163,628,425
145	Uganda Prisons	27,387,707
146	Public Service Commission (PSC)	100
147	Local Government Finance Commission(LGFC)	100,000
148	Judicial Service Commission(JSC)	2,773,678
149	National Population Council	241,200
150	National Environment Management Authority (NEMA)	9,320,000
151	Uganda Blood Transfusion Service (UBTS)	1,234,200
152	National Agricultural Advisory Services (NAADS)	1,480,000
153	Public Procurement & Disposal of Assets (PPDA)	3,000,000
154	Uganda National Bureau of Standards (UNBS)	6,651,000
155	Cotton Development Organization	300,000
156	Uganda Land Commission (ULC)	18,811,960
157	National Forestry Authority(NFA)	4,594,000
158	Internal Security Organization (ISO)	10,680,000
159	External Security Organization (ESO)	1,002,960
160	Uganda Coffee Development Authority(UCDA)	2,020,000
161	Uganda Free Zones Authority	5,409,000
162	Uganda Microfinance Regulatory Authority	500,000
163	Uganda Retirements Benefits Regulatory Authority	-
164	National Council for Higher Education	-
165	Uganda Business and Technical Examination Board	2,800,000
166	National Council of Sports	1,500,000
167	Science, Technology and Innovation	80,171,646
301	Makerere University	15,372,698
302	Mbarara University	3,954,706
303	Makerere University Business School	2,125,530
304	Kyambogo University	3,710,496
305	Busitema University	5,892,464
306	Muni University	4,752,000
307	Kabale University	2,586,568
308	Soroti University	1,257,362
309	Gulu University	5,671,020
310	Lira University	5,000,000

~~Handwritten scribbles and signatures at the top left of the page.~~

~~Handwritten signature at the top right of the page.~~

Vote	Description	Amount (US\$ '000)
311	Law Development Centre.	4,782,560
312	Uganda Management Institute	1,320,000
313	Mountains of the Moon University	2,229,372
401	Mulago National Referral Hospital	16,528,858
402	Butabika Hospital	2,513,373
	Sub total -Central Votes (Excl. Referrals and Missions)	13,223,122,671
	Referral Hospitals	
403	Arua Hospital	2,620,000
404	Fort Portal Hospital	120,000
405	Gulu Hospital	120,000
406	Hoima Hospital	2,620,000
407	Jinja Hospital	3,642,471
408	Kabale Hospital	120,000
409	Masaka Hospital	120,000
410	Mbale Hospital	120,000
411	Soroti Hospital	4,120,000
412	Lira Hospital	120,000
413	Mbarara Regional Hospital	5,230,000
414	Mubende Regional Referral Hospital	150,000
415	Moroto Regional Referral Hospital	120,000
416	Naguru Referral Hospital	240,000
417	Kiruddu Referral Hospital	1,530,000
418	Kawempe Referral Hospital	900,000
419	Entebbe Regional Referral Hospital	900,000
420	Mulago Specialized Women and Neonatal Hospital	2,268,000
421	Kayunga Referral Hospital	-
422	Yumbe Referral Hospital	-
	Sub total -Referral Hospitals	25,060,471
	Missions Abroad	
501	Uganda Mission at the United Nations, New York	-
502	Uganda High Commission in the United Kingdom	2,113,704
503	Uganda High Commission in Canada , Ottawa	6,000,000
504	Uganda High Commission in India, New Delhi	270,000
505	Uganda High Commission in Kenya ,Nairobi	7,200,000
506	Uganda High Commission in Tanzania , Dar es	-

~~Handwritten signatures and initials at the bottom of the page, including 'HERA 17' and 'REM'.~~

~~Handwritten scribbles and a signature at the top left of the page.~~

~~Handwritten mark at the top right of the page.~~

Vote	Description	Amount (US\$ '000)
	Salaam	
507	Uganda High Commission in Nigeria , Abuja	16,200,000
508	Uganda High Commission in South Africa , Pretoria	390,000
509	Uganda High Commission in Rwanda , Kigali	700,000
510	Uganda Embassy in the United States , Washington	540,000
511	Uganda Embassy in Egypt , Cairo	170,000
512	Uganda Embassy in Ethiopia, Addis Ababa	370,000
513	Uganda Embassy in China, Beijing	100,000
514	Uganda Embassy in Switzerland, Geneva	330,000
515	Uganda Embassy in Japan, Tokyo	-
516	Uganda Embassy in Saudi Arabia, Riyadh	-
517	Uganda Embassy in Denmark, Copenhagen	100,000
518	Uganda Embassy in Belgium, Brussels	3,380,000
519	Uganda Embassy in Italy, Rome	-
520	Uganda Embassy in DRC, Kinshasa	2,856,380
521	Uganda Embassy in Sudan, Khartoum	647,916
522	Uganda Embassy in France, Paris	-
523	Uganda Embassy in Germany, Berlin	-
524	Uganda Embassy in Iran, Tehran	100,000
525	Uganda Embassy in Russia, Moscow	172,000
526	Uganda Embassy in Australia, Canberra	150,000
527	Uganda Embassy in South Sudan, Juba	-
528	Uganda Embassy in United Arab Emirates, Abudhabi	-
529	Uganda Embassy in Burundi, Bujumbura	150,000
530	Uganda Consulate in China, Guangzhou	7,500,000
531	Uganda Embassy in Turkey, Ankara	800,000
532	Uganda Embassy in Somalia, Mogadishu	2,810,000
533	Uganda Embassy in Malaysia, Kuala Lumpur	100,000
534	Uganda Consulate in Kenya, Mombasa	4,650,000
535	Uganda Embassy in Algeria, Algiers	390,000
536	Uganda Embassy in Qatar, Doha	198,000
537	Uganda Mission in Havana, Cuba	-
538	Uganda Mission in Luanda, Angola	-
	Sub total -Missions Abroad	58,388,000
	Local Governments	
601	Arua city	7,244,226

~~Handwritten signatures and initials at the bottom of the page, including 'AK', 'HRA', 'A', 'DEM', and others.~~

~~Handwritten scribbles and signatures at the top left of the page.~~

Handwritten signature or initials at the top right of the page.

Vote	Description	Amount (US\$ '000)
602	Fort-Portal city	12,121,712
603	Gulu city	25,318,790
604	Hoima city	22,786,010
605	Jinja city	16,623,931
606	Lira city	16,828,808
607	Masaka city	22,377,122
608	Mbale city	16,741,830
609	Mbarara city	31,402,200
610	Soroti city	6,851,819
701	Apac Municipal Council	12,560,624
702	Bugiri Municipal Council	1,362,208
703	Bushenyi- Ishaka Municipal Council	1,908,907
704	Busia Municipal Council	11,138,654
705	Entebbe Municipal Council	20,491,254
706	Ibanda Municipal Council	2,054,001
707	Iganga Municipal Council	1,379,712
708	Kabale Municipal Council	8,447,811
709	Kamuli Municipal Council	14,947,854
710	Kapchorwa Municipal Council	1,334,721
711	Kasese Municipal Council	18,487,704
712	Kira Municipal Council	6,514,062
713	Kisoro Municipal Council	1,294,943
714	Kitgum Municipal Council	15,054,529
715	Koboko Municipal Council	2,136,710
716	Kotido Municipal Council	1,416,475
717	Kumi Municipal Council	1,481,608
718	Lugazi Municipal Council	17,329,221
719	Makindye-Ssabagabo Municipal Council	11,120,490
720	Masindi Municipal Council	1,789,367
721	Mityana Municipal Council	2,242,135
722	Moroto Municipal Council	5,861,947
723	Mubende Municipal Council	20,791,333
724	Mukono Municipal Council	2,937,487
725	Nansana Municipal Council	6,762,177
726	Nebbi Municipal Council	1,283,239
727	Njeru Municipal Council	2,458,723
728	Ntungamo Municipal Council	4,534,125

Handwritten signatures and initials at the bottom of the page, including a central number '19'.

~~Handwritten scribble~~

AA

Vote	Description	Amount (UShs '000)
729	Rukungiri Municipal Council	3,232,805
730	Sheema Municipal Council	4,977,971
731	Tororo Municipal Council	12,436,577
801	Abim District	3,547,825
802	Adjumani District	13,172,937
803	Agago District	5,787,146
804	Alebtong District	8,417,651
805	Amolatar District	5,572,705
806	Amudat District	4,198,117
807	Amuria District	5,365,157
808	Amuru District	6,064,194
809	Apac District	2,645,681
810	Arua District	5,696,162
811	Budaka District	6,434,832
812	Bududa District	6,478,715
813	Bugiri District	5,120,269
814	Bugweri District	5,150,411
815	Buhweju District	3,806,208
816	Buikwe District	2,702,656
817	Bukedea District	8,954,427
818	Bukomansimbi District	2,294,479
819	Bukwo District	3,093,902
820	Bulambuli District	6,824,722
821	Buliisa District	4,961,931
822	Bundibugyo District	4,992,951
823	Bunyangabu District	4,326,977
824	Bushenyi District	3,885,894
825	Busia District	5,353,025
826	Butaleja District	5,483,341
827	Butambala District	3,823,770
828	Butebo District	5,528,781
829	Buvuma District	4,786,260
830	Buyende District	7,083,608
831	Dokolo District	3,975,303
832	Gomba District	3,167,117
833	Gulu District	2,830,321
834	Hoima District	3,343,697

Handwritten signatures and initials at the bottom of the page, including 'AR', 'S', 'Pen', 'A', '20', 'HSA', and 'AA'.

~~Handwritten signature~~ @

Handwritten mark

Vote	Description	Amount (UShs '000)
835	Ibanda District	3,979,344
836	Iganga District	3,146,428
837	Isingiro District	25,537,316
838	Jinja District	3,374,571
839	Kaabong District	3,666,508
840	Kabale District	5,119,020
841	Kabarole District	5,483,262
842	Kaberamaido District	3,548,242
843	Kagadi District	5,789,977
844	Kakumiro District	11,899,254
845	Kalaki District	4,474,045
846	Kalangala District	2,697,067
847	Kaliro District	5,243,754
848	Kalungu District	2,099,735
849	Kamuli District	5,244,082
850	Kamwenge District	13,515,423
851	Kanungu District	3,635,510
852	Kapchorwa District	3,673,803
853	Kapelebyong District	4,372,070
854	Karenga District	2,599,200
855	Kasanda District	6,984,123
856	Kasese District	7,050,427
857	Katakwi District	8,416,216
858	Kayunga District	5,149,887
859	Kazo District	5,430,394
860	Kibaale District	10,283,052
861	Kiboga District	4,482,753
862	Kibuku District	3,636,866
863	Kikuube District	4,110,476
864	Kiruhura District	4,982,200
865	Kiryandongo District	11,780,602
866	Kisoro District	4,971,513
867	Kitagwenda District	3,554,046
868	Kitgum District	3,421,058
869	Koboko District	3,532,995
870	Kole District	5,864,291
871	Kotido District	3,235,907

Handwritten signatures and initials: HRA, 21, MEM, AR, and various other marks.

~~Handwritten signature~~ *Handwritten signature*

~~Handwritten signature~~

Vote	Description	Amount (UShs '000)
872	Kumi District	5,396,716
873	Kwania District	2,521,753
874	Kween District	3,548,540
875	Kyankwanzi District	5,181,008
876	Kyegegwa District	4,499,507
877	Kyenjojo District	5,541,109
878	Kyotera District	3,487,256
879	Lamwo District	8,640,286
880	Lira District	3,610,211
881	Luuka District	4,468,080
882	Luwero District	6,769,187
883	Lwengo District	7,551,378
884	Lyantonde District	3,164,855
885	Madi-Okollo District	6,768,666
886	Manafwa District	5,564,414
887	Maracha District	5,384,440
888	Masaka District	3,520,219
889	Masindi District	6,369,250
890	Mayuge District	6,743,264
891	Mbale District	3,899,485
892	Mbarara District	2,967,538
893	Mitooma District	7,500,047
894	Mityana District	2,753,188
895	Moroto District	3,243,394
896	Moyo District	2,575,575
897	Mpigi District	2,721,010
898	Mubende District	4,749,127
899	Mukono District	3,430,547
900	Nabilatuk District	2,527,182
901	Nakapiripirit District	5,191,006
902	Nakaseke District	7,758,629
903	Nakasongola District	3,359,240
904	Namayingo District	4,038,898
905	Namisindwa District	2,839,359
906	Namutumba District	3,483,132
907	Napak District	4,293,231
908	Nebbi District	4,399,840

~~Handwritten signature~~ A ~~Handwritten signature~~ ~~Handwritten signature~~ ~~Handwritten signature~~ 22 ~~Handwritten signature~~ ~~Handwritten signature~~ ~~Handwritten signature~~ ~~Handwritten signature~~ HEA ~~Handwritten signature~~

~~Handwritten signature~~




















Handwritten signature


Handwritten signature


Vote	Description	Amount (UShs '000)
909	Ngora District	4,530,481
910	Ntoroko District	2,150,399
911	Ntungamo District	8,801,180
912	Nwoya District	5,096,726
913	Obongi District	4,443,604
914	Omoro District	3,064,586
915	Otuke District	3,636,816
916	Oyam District	7,200,572
917	Pader District	6,105,387
918	Pakwach District	3,332,931
919	Pallisa District	5,852,208
920	Rakai District	5,068,608
921	Rubanda District	6,165,121
922	Rubirizi District	5,979,512
923	Rukiga District	2,820,999
924	Rukungiri District	3,920,439
925	Rwampara District	3,567,664
926	Sembabule District	6,748,879
927	Serere District	3,188,705
928	Sheema District	2,971,859
929	Sironko District	3,628,272
930	Soroti District	5,052,649
931	Terego District	10,266,438
932	Tororo District	8,511,525
933	Wakiso District	10,719,323
934	Yumbe District	26,011,090
935	Zombo District	6,448,112
600	Sub-total -Local Governments	1,124,667,065
	TOTAL - DEVELOPMENT	14,431,238,208
		31,263,705,886

Handwritten signatures and initials scattered across the bottom of the page, including 'A', 'DEM', 'HRA', and various scribbles.

MEMBERS OF THE BUDGET COMMITTEE

S/N	NAME	TITLE	SIGNATURE
1	Hon. Opolot Patrick Isiagi	Chairperson	
2	Hon. Wamakuyu Ignatius Mudimi	Deputy Chairperson	
3	Hon. Kiwanuka Keefa	Member	
4	Hon. Namukuta Brenda	Member	
5	Hon. Magogo Moses	Member	
6	Hon. Kaberuka Ruugi James	Member	
7	Hon. Katalihwa Donald	Member	
8	Hon. Lodoi Mutono Patrick	Member	
9	Hon. Lokii John Baptist	Member	
10	Hon. Akamba Paul	Member	
11	Hon. Mwine Mpaka	Member	
12	Hon. Namujju Cissy Dionizia	Member	
13	Hon. Ssemwanga Gyaviira	Member	
14	Hon. Kateshumbwa Dickson	Member	
15	Hon. Nayebale Sylvia	Member	
16	Hon. Aleper Moses	Member	
17	Hon. Katusiime Annet Mugisha	Member	
18	Hon. Dr. Atim Agnes Apea	Member	
19	Hon. Mbabazi Pascal	Member	
20	Hon. Osoru Mourine	Member	
21	Hon. Kankunda Amos Kibwika	Member	
22	Hon. Tinkasiimire Barnabas	Member	
23	Hon. Yeri Ofwono Apollo	Member	
24	Hon. Ndamira Atwakire Catheline	Member	
25	Hon. Kabanda David	Member	
26	Hon. Ariko Herbert Edmund	Member	
27	Hon. Omara Paul	Member	
28	Hon. Niwagaba Wilfred	Member	
29	Hon. Nakato Mary Annet	Member	





S/N	NAME	TITLE	SIGNATURE
30	Hon. Nyangweso Dennis	Member	
31	Hon. Aciro Paska Menya	Member	
32	Hon. Musherure N. Kutesa Shartsi	Member	
33	Hon. Akora Maxwell Ebong Patrick	Member	
34	Hon. Bayigga Michael Philip	Member	
35	Hon. Muwanga Kivumbi Muhammad	Member	
36	Hon. Nambeshe John Baptist	Member	
37	Hon. Nsamba Patrick Oshabe	Member	
38	Hon. Namugga Gorreth	Member	
39	Hon. Adeke Anna Ebaju	Member	
40	Hon. Akol Anthony	Member	
41	Hon. Ssemujju Ibrahim Nganda	Member	
42	Hon. Ekanya Geoffrey	Member	
43.	Hon. Gen. Mbadi Mbasu Wilson	Member	
44.	Hon. Odoi Oywelowo Fox	Member	
45.	Hon. Prof. Mushemeza Elijah Dickens	Member	
46.	Hon. Omoding Emmanuel Okabe	Member	